

## Makato, AKLAN - HSWG Partner Reporting Recovery Shelter Activities (as of 06-OCT-2014)

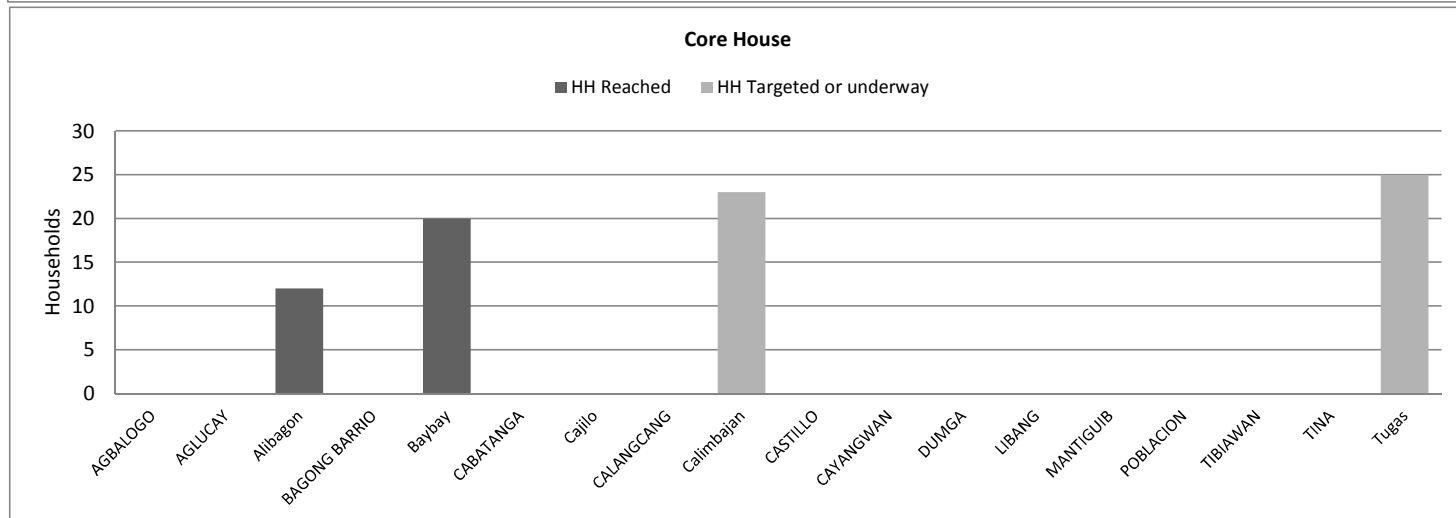
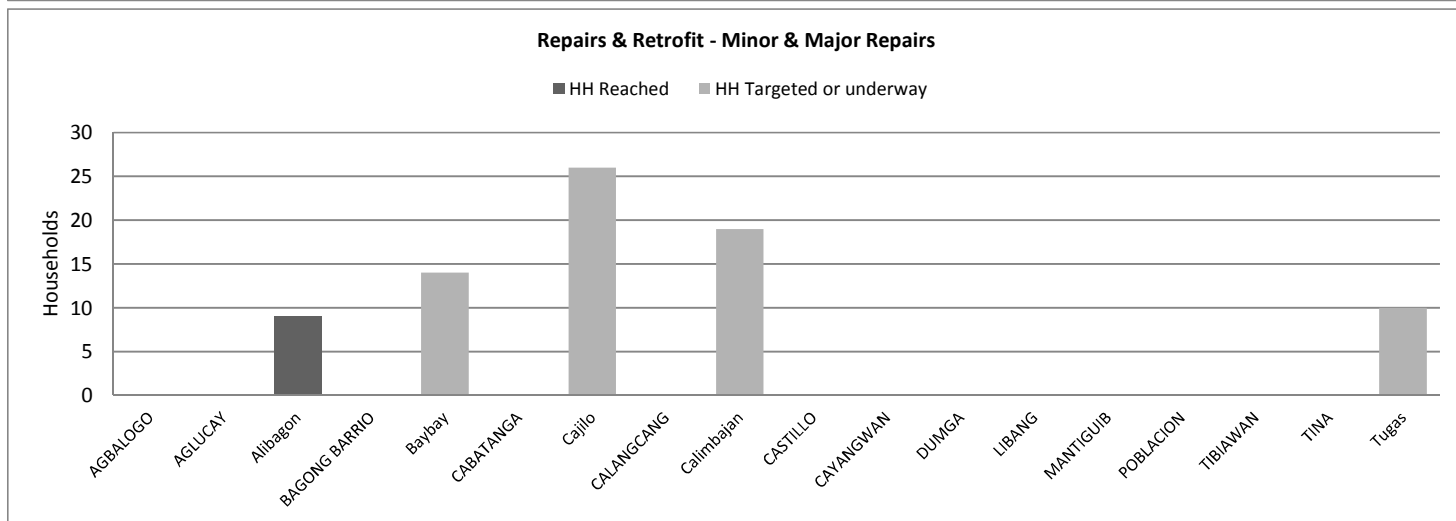

The graphs shown below represent the sum of households who have received (HH reached) or who will receive (HH targeted or underway) recovery shelter support by HSWG partner agencies. Numbers reached are those reported to the HSWG by 6th October 2014. Household number do not represent the total needs by Barangay - for this, consult with relevant Barangay or Municipality. PLEASE NOTE - scale differs in each graph.

**For explanation of intervention types, please see Shelter Cluster Recovery guidelines:**

<https://www.sheltercluster.org/Asia/Philippines/Typhoon%20Haiyan%202013/Documents/Recovery%20Shelter%20Guidelines.pdf>

**The full data set of HSWG data can be found here:**

<https://www.sheltercluster.org/Asia/Philippines/Typhoon%20Haiyan%202013/Documents/20141003%20HSWG%20Database%20for%20website.xls>





## Makato - HSWG Partner reporting

### Recovery Shelter activities (as of 06-OCT-2014)

#### Interventions By AGENCIES

The data shown below represent the sum of households who have received (HH reached) or who will receive (HH targeted or underway) recovery shelter support by HSWG partner agencies. Numbers reached are those reported to the HSWG by 6th October 2014. The full data set of HSWG data can be found here:

<https://www.sheltercluster.org/Asia/Philippines/Typhoon%20Haiyan%202013/Documents/20141003%20HSWG%20Database%20for%20website.xlsb>

	Temporary Shelter		Repairs & Retrofit		Core House		Permanent House		Total HH Reached	Total HH Targeted				
Agency	HH Reached	HH Targeted	HH Reached	HH Targeted	HH Reached	HH Targeted	HH Reached	HH Targeted						
ADRA Philippines									9	78	32	80	41	158
Don Bosco Network									116	116			116	116
Grand Total									125	194	32	80	157	274



## Makato - HSWG Partner reporting

### Recovery Shelter activities (as of 06-OCT-2014)

#### Interventions By BARANGAYS

The data shown below represent the sum of households who have received (HH reached) or who will receive (HH targeted or underway) recovery shelter support by HSWG partner agencies. Numbers reached are those reported to the HSWG by 6th October 2014. The full data set of HSWG data can be found [here](https://www.sheltercluster.org/Asia/Philippines/Typhoon%20Haiyan%202013/Documents/20141003%20HSWG%20Database%20for%20website.xlsx):

<https://www.sheltercluster.org/Asia/Philippines/Typhoon%20Haiyan%202013/Documents/20141003%20HSWG%20Database%20for%20website.xlsx>

	Temporary Shelter		Repairs & Retrofit		Core House		Permanent House		Total HH Reached	Total HH Target
Barangay	HH Reached	HH Target	HH Reached	HH Target	HH Reached	HH Target	HH Reached	HH Target		
AGBALOGO										
AGLUCAY										
Alibagon			9	9	12	12			21	21
BAGONG BARRIO			71	71					71	71
Baybay			0	14	20	20			20	34
CABATANGA										
Cajilo			0	26					0	26
CALANGCANG										
Calimbajan			0	19	0	23			0	42
CASTILLO										
CAYANGWAN										
DUMGA										
LIBANG										
MANTIGUIB										
POBLACION										
TIBIAWAN										
TINA										
Tugas			45	55	0	25			45	80
<b>Grand Total</b>			<b>125</b>	<b>194</b>	<b>32</b>	<b>80</b>			<b>157</b>	<b>274</b>



## Makato - HSWG Partner reporting

**Recovery Shelter activities (as of 06-OCT-2014)**
**Interventions By BARANGAYS & AGENCIES**

The data shown below represent the sum of households who have received (HH reached) or who will receive (HH targeted or underway) recovery shelter support by HSWG partner agencies. Numbers reached are those reported to the HSWG by 6th October 2014. The full data set of HSWG data can be found here:

<https://www.sheltercluster.org/Asia/Philippines/Typhoon%20Haiyan%202013/Documents/20141003%20HSWG%20Database%20for%20website.xlsx>

Barangays & Agency	Temporary Shelter		Repairs & Retrofit		Core House		Permanent House		Total HH Reached	Total HH Target
	HH Reached	HH Target	HH Reached	HH Target	HH Reached	HH Target	HH Reached	HH Target		
<b>AGBALOGO</b>										
<b>AGLUCAY</b>										
<b>Alibagon</b>			9	9	12	12			21	21
ADRA Philippines			9	9	12	12			21	21
<b>BAGONG BARRIO</b>			71	71					71	71
Don Bosco Network			71	71					71	71
<b>Baybay</b>			0	14	20	20			20	34
ADRA Philippines			0	14	20	20			20	34
<b>CABATANGA</b>										
<b>Cajilo</b>			0	26					0	26
ADRA Philippines			0	26					0	26
<b>CALANGCANG</b>										
<b>Calimbajan</b>			0	19	0	23			0	42
ADRA Philippines			0	19	0	23			0	42
<b>CASTILLO</b>										
<b>CAYANGWAN</b>										
<b>DUMGA</b>										
<b>LIBANG</b>										
<b>MANTIGUIB</b>										
<b>POBLACION</b>										
<b>TIBIAWAN</b>										
<b>TINA</b>										
<b>Tugas</b>			45	55	0	25			45	80
ADRA Philippines			0	10	0	25			0	35
Don Bosco Network			45	45					45	45
<b>Grand Total</b>			125	194	32	80			157	274